

1:1

IMEXCC0024

www.vieropaints.it

Viero

SILK



Silk

Water based decorative finish with metallic silky effect

Description

Pearly glaze: applied on a paint create tone on tone finishing with refined shot effect which enhances the smooth character of the base coat.

Method of application

SILK is ready to use, carefully mix the product before use and apply in 2 coats as follows:

1. Apply a first coat of SILK using a small brush with a high density of bristle.
2. Apply a second coat of SILK over the previous dry coat proceeding with surface portions of about 1 – 2 m²; cross the direction of application in order to orientate the pigments and create on the surface the aesthetic effect desired.
3. The characteristic velvety effect will be obtained by polishing the surface with a small plastic trowel after some minutes or in any case before drying is complete.

It is advisable to pass over the surface in various directions.

Consumption rate

14 – 18 m²/l

Interiors / Exteriors

Interiors

Warning

The colours shown are indicative only



S020




SA24




SA23



SA25



SA1




SA51



SILK SILVER




SA18




SA6



SA50




SA21



SA13




SILK GOLD



S024



SA17



SA9



S012



S019



SA11



SA20



SILK RED



S038



SA7



SA29