

1:1

MKEXCC0014

www.vieropaints.it

Viero

FLORENTINE & VIEROSIL VEL



Florentine & Viersil vel

Lime based wall coating
Water repellent, acryl-siloxane matt glaze

Description

FLORENTINE FONDO is a fibre-reinforced basecoat paste suitable for internal and external decoration of old and architectural buildings. The product has strong characteristics of high water vapour permeability, easy application, excellent fire resistance.

VIEROSIL VEL is a water repellent, matt glaze for exteriors. It is based on acryl-siloxane resins in aqueous emulsion and inorganic pigments. It can be applied over all types of VIERO synthetic or natural based paints or coatings, with a maximum grain size of 1.2 mm. This product gives the surfaces a matt and cloudy appearance without changing the water vapour permeability of the coating giving at the same time good water-repelling properties. Different application tools allow to obtain different types of decorative effects. A proper use of this product doesn't vary the overall breathability of the cycle.

Method of application

F: New mineral surfaces:

1. Before the application of FLORENTINE FONDO wet the surface with water.

Old and degraded mineral surfaces:

1. Clean the surface well, removing all traces of previous paint and/or plaster, dirt, etc. by brushing or sanding.

2. Apply a uniform layer of FLORENTINE FONDO with the use of a steel trowel

3. While the product is still wet work the surface with light crossed movements, from top to bottom, in order to obtain the desired texture.

4. Allow to dry for at least 24 hrs.

Vv: Apply over perfectly dry finishes.

The product can be applied by brush, trowel, sponge etc. Carefully mix the product. Dilute it slowly with water while mixing. Carefully homogenize after every addition of water. Dilute up to 500% of water, according to desired colour and the absorption of the substrate. This method of dilution is fundamental as it is required by the specific composition of the product itself and we recommend the maximum care. Apply the product by brush or with the chosen tool and immediately after the application use a cloth or a natural sponge or another suitable rag to attain the desired decorative effect. Pay attention when applying the product on highly absorbing surfaces to avoid overlapping of fresh product over areas already dry as this would create unaesthetic colour patches. In this case apply the product, in the appropriate quantity, directly by sponge or cloth or other tool. Wash the working tools with water after use.

Consumption rate

F: 2 kg/m²
Vv: 0.07 l/m²

Interiors / Exteriors


Interiors and Exteriors

Warning


The colours shown are indicative only




VV01



VV02




VV03



VV04



VV05




VV06




VV07




VV08




VV09



VV10




VV11



VV12




VV13




VV14




VV15



VV16




VV17




VV18




VV19




VV20




VV21



VV22



VV23



VV24